




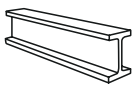
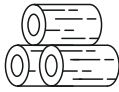

Meet Structural WorkSuite™

Everything you need to analyze and design in one complete, convenient, and affordable suite.












Design codes are becoming more complex, and structures are becoming more intricate. Can your software handle these challenges? Focus on design rather than keeping up with software from multiple vendors. Rest assured with proven applications rather than worrying about risky oversights. Deliver code-compliant designs, increase safety, and enjoy 30% time savings.

Cover a wide range of structural elements:

 Concrete	 Steel	 Timber	 Masonry
---	--	---	--

Structural Worksuite™ provides all this

 STAAD.Pro® Advanced General purpose structural analysis and design	 STAAD Foundation Advanced Foundation design and analysis for STAAD	 STAAD® Advanced Concrete Reinforced concrete design, detailing, and documentation
 iTwin® Analytical Synchronizer Digital twin for structural design information and collaboration	 RAM® Structural System Specialty analysis and design for building structures	 RAM Concept Post-tensioned and conventionally reinforced concrete slabs
 RAM Connection Modules for other structural components and more	 RAM Elements Steel connection design and detailing	 ADINA® Advanced finite element analysis for dynamic, nonlinear analysis

Enjoy the benefits



Save time and costs

Benefit from more analysis tools and design codes

Ensure the most cost-effective design without sacrificing safety



Extend functionality

Get fast, accurate analysis results for any project

Extend advance analysis capabilities with a complete strucutal analysis portfolio